

# CANADA WESTERN RED SPRING WHEAT

Variety	Awns (Y/N)	Most Recent Year of RVT Testing	Overall Station Years of Testing	Yield Category (% AAC Brandon)			Agronomic Characteristics:							Disease Tolerance:		
				Overall Yield	Low < 77 (bu/ac)	High ≥ 77 (bu/ac)	Maturity Rating (Days +/- AAC Brandon)	Protein (%)	Test Weight (lb/bu)	TKW (g)	Height (cm)	Resistance to		Bunt	Stripe Rust	Fusarium Head Blight
												Lodging	Sprouting			
<b>AAC Brandon (bu/ac)</b>				<b>76</b>	<b>58</b>	<b>97</b>										
<b>AAC Brandon - check</b> ☼	<b>Y</b>	<b>2025</b>	<b>195</b>	<b>100</b>	<b>100</b>	<b>100</b>	<b>104</b>	<b>14.0</b>	<b>63</b>	<b>39</b>	<b>84</b>	<b>F</b>	<b>P</b>	<b>S</b>	<b>MR</b>	<b>MR</b>
AAC Broadacres VB ☼	Y	2021	30	105	103	106	0	-0.7	63	40	86	VG	F	R	MR	I
AAC Connery + ☼	N	2016	24	97	93	106	-1	0.2	62	40	88	VG	G	I	R	MR
AAC Craven VB ☼*	Y	2025	38	102	100	105	0	-0.4	63	37	83	G	F	MS	R	MR
AAC Elie ☼	Y	2020	15	103	105	100	0	-0.5	64	39	84	F	F	I	MR	I
AAC Hockley ☼	Y	2024	42	99	96	102	1	0.1	64	35	82	VG	F	R	R	MR
AAC Hodge VB ☼	Y	2022	31	103	101	105	-1	-0.3	63	37	91	F	P	R	R	MR
AAC LeRoy VB ☼	Y	2021	29	100	101	99	0	-0.2	63	39	88	G	G	I	MR	MR
AAC Oakman VB ☼*	Y	2025	44	96	93	99	1	-0.4	63	38	84	VG	F	R	R	I
AAC Redberry ☼	Y	2017	37	94	94	94	-3	-0.3	63	41	90	F	VG	I	R	I
AAC Redstar ☼	Y	2022	31	96	92	101	-2	0.0	63	36	90	VG	G	MR	MR	MR
AAC Russell VB ☼	Y	2021	30	104	103	104	-1	-0.2	63	39	87	VG	F	MR	R	MR
AAC Spike ☼	Y	2025	52	96	94	97	-2	-0.3	63	36	75	VG	G	MR	R	MR
AAC Starbuck VB ☼	Y	2020	36	103	104	102	0	-0.2	63	39	87	G	F	S	MR	MR
AAC Stoughton VB ☼*	Y	2025	55	105	100	109	0	-0.6	64	40	87	G	F	MR	I	MR
AAC Tisdale + ☼	Y	2017	37	94	94	94	-1	0.6	63	42	93	F	F	MR	S	MR
AAC Viewfield ☼	Y	2024	94	102	98	105	0	-0.3	63	37	80	VG	G	MR	R	I
AAC Walker VB ☼	Y	2025	49	102	99	104	0	-0.2	63	36	84	G	VG	MR	R	MR
AAC Walsh ☼*	Y	2025	55	102	101	104	0	0.0	63	41	83	VG	G	MR	I	MR
AAC Westking ☼*	Y	2025	55	102	100	103	0	-0.1	63	41	82	VG	VG	R	I	MR
AAC Wheatland VB ☼	Y	2025	52	102	103	102	0	-0.5	63	40	86	VG	VG	MR	I	I
Baker ☼ VUA	Y	2025	38	102	101	104	1	-0.2	63	37	79	G	P	MS	I	I
Breadwinner ☼* VUA	Y	2025	38	103	104	102	2	0.0	63	40	84	F	P	I	I	MR
Carberry* ☼	Y	2021	59	94	92	95	0	0.1	63	39	84	VG	F	R	MR	MR
CDC Adamant VB + ☼	Y	2018	37	98	98	97	-1	-0.2	63	39	88	P	F	S	MS	I
CDC Envoy ☼	Y	2024	39	96	91	101	-2	-0.4	61	38	85	P	G	R	MR	I
CDC Landmark VB ☼	Y	2019	50	99	98	100	-1	-0.2	63	43	88	G	G	MS	MR	I
CDC Ortona ☼	N	2020	36	99	98	100	-1	-0.4	63	35	93	VG	VG	S	R	I
CDC Pilar CLPlus ☼	Y	2021	30	98	98	98	-1	-0.5	62	38	78	VG	VG	MR	MS	I
CDC SKRush ☼	Y	2022	31	100	97	104	-1	-0.1	63	33	93	F	P	I	MR	MR
CDC Succession CLPlus VB ☼	Y	2021	30	101	102	101	0	-0.4	62	41	86	VG	G	S	I	MS
Donalda	Y	2025	45	93	87	97	1	0.3	63	37	86	VG	NT	MS	R	I
Ellerslie + ☼	N	2021	30	99	96	103	-1	-0.2	61	35	90	VG	F	S	R	I
Flame ☼* VUA	Y	2025	38	98	98	98	2	0.1	64	37	86	VG	P	I	I	MR
Jake + ☼	Y	2020	36	94	93	96	-2	0.6	63	37	93	F	F	MR	R	MS
Garde ☼* VUA	Y	2025	50	96	96	97	1	-0.5	62	34	75	VG	P	I	R	I
Palisade ☼* VUA	Y	2025	36	96	97	96	0	0.0	63	39	83	VG	P	MR	I	I
Parata + ☼	Y	2019	37	87	86	88	-4	0.2	63	39	94	F	F	S	MR	I
Rednet ☼	Y	2022	43	97	94	100	0	0.1	64	37	97	F	F	S	R	MR
Sheba + ☼	N	2021	30	96	91	100	-1	-0.5	63	36	94	G	G	MR	R	I
Stettler + ☼	Y	2020	90	97	98	97	0	0.1	63	38	92	F	G	MR	MR	MS
SY Crossite ☼	Y	2021	30	100	101	99	-1	-0.3	62	40	90	G	G	MS	R	MR
SY Gabbro ☼	Y	2021	41	99	98	100	-1	0.0	62	40	90	VG	F	I	I	MR
SY Manness ☼	Y	2022	31	98	94	103	-1	-0.4	62	33	81	VG	G	S	I	I
SY Torach ☼	Y	2021	30	99	97	101	0	0.4	63	33	80	VG	P	MS	MS	MR
Tracker ☼	N	2020	36	94	93	95	-2	0.0	63	35	90	F	F	S	R	I
Zealand	N	2025	28	88	85	91	-2	0.0	63	37	93	F	NT	MS	MR	MS

**Remarks:** For explanations on data summarization methods, abbreviations and other pertinent information, please see the comments in the introduction to the Regional Variety Trials. Fusarium Head Blight (FHB) infection is highly influenced by the environment and heading date. Under high levels of FHB all varieties will sustain damage. Moderately Resistant (MR) and Resistant (R) ratings for FHB do not equate to immunity. Varieties rated intermediate (I) to Susceptible (S) for bunt should be treated with a systemic seed treatment to reduce the potential for infection. AAC Oakman VB has a solid stem that confers resistance to wheat stem sawfly. CDC Adamant VB and CDC Landmark VB have a semi-solid stem that confers resistance to the wheat stem sawfly. CL - CDC Abound, CDC Pilar CLPlus, and CDC Succession CLPlus VB are tolerant to the CLEARFIELD® herbicides Adrenalin SC and Altitude FX. VB - designates a varietal blend to preserve the Sm1 orange wheat blossom midge tolerance gene. New registrations and insufficient data to describe: AAC Ahead VB (BW1141), AAC Rivers VB (BW1143), CDC Power CL Plus (PT5008). ☼ = PBR Protection under UPOV 78, ☼ = PBR protection under UPOV 91, and ☼\* = PBR application filed and subject to provisional protection. VUA = Variety Use Agreement applied (<http://seeds-canada.ca/variety-use-agreement/>). NT - Not tested. + Flagged for possible removal in 2027.

# CANADA PRAIRIE SPRING RED WHEAT

Variety	Awns (Y/N)	Most Recent Year of RVT Testing	Overall Station Years of Testing	Yield Category (% AAC Brandon)			Agronomic Characteristics:							Disease Tolerance:		
				Overall Yield	Low < 77 (bu/ac)	High ≥ 77 (bu/ac)	Relative Maturity (Days +/- AAC Brandon)	Protein (%)	Test Weight (lb/bu)	TKW (g)	Height (cm)	Resistance to		Bunt	Stripe Rust	Fusarium Head Blight
												Lodging	Sprouting			
<b>Yield and agronomic data only directly comparable to AAC Brandon</b>																
<b>AAC Brandon (bu/ac)</b>				<b>79</b>	<b>57</b>	<b>95</b>										
<b>AAC Brandon</b> ☼	<b>Y</b>	<b>2025</b>	<b>296</b>	<b>100</b>	<b>100</b>	<b>100</b>	<b>104</b>	<b>14.0</b>	<b>63</b>	<b>39</b>	<b>84</b>	<b>F</b>	<b>P</b>	<b>S</b>	<b>MR</b>	<b>MR</b>
5700PR	Y	2004	117	102	XX	XX	-1	-1.3	62	42	85	VG	F	R	S	MS
AAC Camrose VB ☼*	Y	2025	60	105	100	107	2	-1.2	64	40	80	VG	P	R	R	I
AAC Goodwin ☼	Y	2025	52	104	103	104	0	-0.6	65	40	86	G	VG	MS	R	I
AAC Penhold ☼	Y	2025	138	100	96	102	0	-0.7	64	43	77	VG	VG	R	I	MR
AAC Perform ☼	Y	2023	30	105	100	107	2	-1.6	63	40	88	G	P	I	MR	MS
AAC Rimbey VB ☼	Y	2023	36	106	99	110	0	-2.1	63	44	85	G	VG	I	R	I
AAC Westlock ☼	Y	2023	36	106	101	108	1	-1.3	64	44	86	G	G	R	R	MR
Accelerate ☼ <b>VUA</b>	Y	2022	45	106	102	108	0	-1.1	63	35	80	G	P	S	R	I
CDC Reign ☼	Y	2022	33	102	98	105	2	-0.9	63	38	86	VG	VG	S	I	I
CDC Warburg	Y	2025	48	108	102	113	1	-1.4	64	43	87	VG	P	R	R	I
Fierce VB ☼* <b>VUA</b>	Y	2025	33	103	103	103	1	-0.6	64	34	85	VG	VP	MR	I	I
Recoil ☼* <b>VUA</b>	Y	2025	50	103	99	105	0	-0.4	64	38	79	VG	G	MS	R	I
SY Rorke ☼	Y	2021	32	105	101	107	1	-1.4	62	36	85	F	F	MS	S	I
UA Forefront ☼*	Y	2024	42	102	98	105	2	-1.1	64	43	81	VG	F	I	R	MS

**Remarks:** For explanations on data summarization methods, abbreviations and other pertinent information, please see the comments in the introduction to the Regional Variety Trials. Fusarium Head Blight (FHB) infection is highly influenced by the environment and heading date. Under high levels of FHB all varieties will sustain damage. Moderately Resistant (MR) and Resistant (R) ratings for FHB do not equate to immunity. Varieties rated Intermediate (I) to Susceptible (S) for bunt should be treated with a systemic seed treatment to reduce the potential for infection. VB - designates a varietal blend to preserve the Sm1 orange wheat blossom midge tolerance gene. AAC Brandon is included for direct comparison of CPSR varieties with AAC Brandon. Please note that AAC Brandon is a variety classified under CWRS. New registrations and insufficient data to describe: UA Brynn (HY2161). ☼ = PBR Protection under UPOV 78, ☼ = PBR protection under UPOV 91, ☼\* = PBR application filed and subject to provisional protection, and **VUA** = Variety Use Agreement applied (<http://seeds-canada.ca/variety-use-agreement/>). NT - Not tested.

# CANADA WESTERN SPECIAL PURPOSE WHEAT

Variety	Awns (Y/N)	Most Recent Year of RVT Testing	Overall Station Years of Testing	Yield Category (% AAC Brandon)			Agronomic Characteristics:						Disease Tolerance:			
				Overall Yield	Low < 77 (bu/ac)	High ≥ 77 (bu/ac)	Relative Maturity (Days +/- AAC Brandon)	Protein (%)	Test Weight (lb/bu)	TKW (g)	Height (cm)	Resistance to:		Bunt	Stripe Rust	Fusarium Head Blight
												Lodging	Sprouting			
<b>Yield and agronomic data only directly comparable to AAC Brandon</b>																
<b>AAC Brandon (bu/ac)</b>				<b>81</b>	<b>53</b>	<b>93</b>										
AAC Brandon	Y	2025	104	100	100	100	104	14.0	64	39	84	F	P	S	MR	MR
AAC Awesome VB	Y	2025	66	116	110	118	1	-2.3	63	44	91	F	P	I	R	I
Alderon	N	2018	37	125	114	129	4	-2.8	58	41	81	VG	F	MS	MR	MS
Alotta*	Y	2025	40	116	111	119	1	-2.1	63	49	82	G	VG	I	R	MS
Pasteur	N	2023	64	119	111	122	3	-2.4	63	39	86	VG	G	S	MR	I
Sparrow VB <sup>+</sup>	N	2018	37	126	120	128	4	-2.6	60	41	85	VG	G	I	MR	MR

**Remarks:** For explanations on data summarization methods, abbreviations and other pertinent information, please see the comments in the introduction to the Regional Variety Trials. Fusarium Head Blight (FHB) infection is highly influenced by the environment and heading date. Under high levels of FHB all varieties will sustain damage. Moderately Resistant (MR) and Resistant (R) ratings for FHB do not equate to immunity. Varieties rated Intermediate (I) to Susceptible (S) for bunt should be treated with a systemic seed treatment to reduce the potential for infection. AAC Brandon is included for direct comparison of CPSR varieties with AAC Brandon. Please note that AAC Brandon is a variety classified under CWRS. VB - designates a varietal blend to preserve the Sm1 orange wheat blossom midge tolerance gene. New registrations and insufficient data to describe: WPB Banff VB (GP266), WPB Canmore (GP267). ☞ = PBR Protection under UPOV 78 and ☞ = PBR protection under UPOV 91, ☞\* = PBR application filed and subject to provisional protection. NT - Not tested. <sup>+</sup> Flagged for possible removal in 2027.

# CANADA WESTERN SOFT WHITE SPRING WHEAT

Variety	Awns (Y/N)	Most Recent Year of RVT Testing	Overall Station Years of Testing	Yield Category (% AC Andrew)		Agronomic Characteristics:						Disease Tolerance:				
				Low < 77 (bu/ac)	High ≥ 77 (bu/ac)	Maturity Rating (Days +/- AC Andrew)	Protein (%)	Test Weight (lb/bu)	TKW (g)	Height (cm)	Resistance to:		Bunt	Stripe Rust	Fusarium Head Blight	
											Lodging	Sprouting				
<b>Yield and agronomic data only directly comparable to AC Andrew</b>																
<b>AC Andrew (bu/ac)</b>				<b>63</b>	<b>111</b>											
AC Andrew	Y	2025	250	100	100	104	11.4	62	40	85	G	P	S	I	I	
AAC Brandon	Y	2025	100	93	86	0	2.9	63	39	84	F	P	S	MR	MR	
AAC Chiffon VB	Y	2015	42	105	104	0	-0.5	62	46	97	F	P	S	MR	S	
AAC Galore VB*	Y	2025	57	111	108	0	0.3	62	44	88	G	P	MS	MR	MS	
AAC Paramount VB	Y	2019	39	101	103	0	-0.7	61	41	89	VG	P	S	R	MS	
Sadash VB	Y	2025	139	107	101	-1	-0.7	63	40	87	F	P	S	R	S	

**Remarks:** For explanations on data summarization methods, abbreviations and other pertinent information, please see the comments in the introduction to the Regional Variety Trials. In 2024, the check cultivar was changed to AC Andrew. All previously tested varieties were adjusted relative to AC Andrew. Varieties rated Intermediate (I) to Susceptible (S) for bunt should be treated with a systemic seed treatment to reduce the potential for infection. VB - designates a varietal blend to preserve the Sm1 orange wheat blossom midge tolerance gene. Plant Breeders Rights: ☞ = PBR Protection under UPOV 78 and ☞ = PBR protection under UPOV 91. ☞\* = PBR application filed and subject to provisional protection. NT - Not tested. AAC Brandon is included for direct comparison of SWS varieties with AAC Brandon. Please note that AAC Brandon is a variety classified under CWRS.

# CANADA WESTERN AMBER DURUM WHEAT

Variety	Most Recent Year of RVT Testing	Overall Station Years of Testing	Yield Category (% AAC Schrader)			Maturity Rating (Days +/- AAC Schrader)	Protein (%)	Test Weight (lb/bu)	TKW (g)	Height (cm)	Resistance to:		Disease Tolerance:		
			Overall Yield	Low < 77 (bu/ac)	High ≥ 77 (bu/ac)						Lodging	Sprouting	Bunt	Stripe Rust	Fusarium Head Blight
<b>Yield and agronomic data only directly comparable to AAC Schrader</b>															
<b>AAC Schrader (bu/ac)</b>			<b>75</b>	<b>57</b>	<b>110</b>										
<b>AAC Schrader</b> ☼	<b>2025</b>	<b>148</b>	<b>100</b>	<b>100</b>	<b>100</b>	<b>100</b>	<b>14.5</b>	<b>65</b>	<b>40</b>	<b>88</b>	<b>F</b>	<b>F</b>	<b>MR</b>	<b>R</b>	<b>I</b>
AAC Brigham VB ☼	2025	37	97	98	97	0	-0.2	64	40	82	G	G	R	R	MS
AAC Congress ☼	2017	18	92	92	93	0	-0.3	66	41	84	P	F	R	R	MS
AAC Donlow ☼	2023	22	97	99	95	0	-0.6	65	41	84	F	G	R	R	MS
AAC Frontier ☼*	2025	29	102	105	98	1	0.2	64	41	85	G	G	R	R	I
AAC GoldNet ☼	2022	24	97	96	98	-1	-0.1	65	42	88	F	G	R	R	S
AAC Grainland ☼	2020	11	88	88	XX	0	-0.3	64	39	83	F	G	R	R	MS
AAC Stronghold ☼	2025	39	94	91	97	-1	-0.2	65	42	81	VG	G	I	MR	MS
AAC Succeed VB + ☼	2019	11	94	95	XX	-1	0.2	65	42	87	F	F	R	I	MS
AAC Weyburn VB ☼	2022	45	97	100	92	1	-0.7	65	41	84	F	F	R	R	MS
Brigade + ☼	2020	105	94	95	93	1	-0.3	64	42	90	F	F	R	MR	MS
CDC Alloy ☼	2019	17	89	88	90	0	0.1	65	40	85	F	F	R	R	MS
CDC Covert ☼	2022	21	96	97	93	-1	-0.6	64	38	84	G	G	R	R	S
CDC Defy ☼	2021	18	95	95	93	0	-1.0	66	40	87	G	F	R	I	MS
CDC Evident ☼*	2025	37	100	99	101	-1	-0.6	64	40	84	F	F	R	R	MS
CDC Flare ☼*	2021	11	93	88	XX	-2	-0.5	64	42	84	VG	P	R	MR	MS
CDC Vantta ☼*	2023	12	89	XX	88	2	-0.5	65	40	73	VG	G	R	R	MS
CDC Wiseton ☼*	2025	37	93	94	92	0	0.4	64	41	87	F	F	R	I	I
Transcend ☼	2022	55	91	92	90	0	0.3	65	40	90	F	G	R	R	MS

Remarks: For explanations on data summarization methods, abbreviations and other pertinent information, please see the comments in the introduction to the Regional Variety Trials. In 2024, the check cultivar was changed to AAC Schrader. All previously tested varieties were adjusted relative to AAC Schrader based on the relative difference between AAC Schrader and Strongfield since 2010. Generally, durum wheat is best adapted to southern Alberta. Outside of this area, durum tends to be late maturing and often subject to quality loss. Durum varieties are generally more susceptible to Fusarium Head Blight than CWRS wheat varieties. AAC Grainland, AAC Stronghold, CDC Fortitude and AAC Weyburn VB have a solid stem that confers resistance to the wheat stem sawfly. VB - designates a varietal blend to preserve the Sm1 orange wheat blossom midge tolerance gene. \* - CDC Flare is tolerant to the CLEARFIELD® herbicides Adrenalin SC and Altitude FX. New registrations and insufficient data to describe: AAC Burton (DT2046). ☼ = PBR Protection under UPOV 78, ☼ = PBR protection under UPOV 91, and ☼\* = PBR application filed and subject to provisional protection. NT - Not tested. † Flagged for possible removal in 2027.

# FEED AND FOOD BARLEY

Variety	2 or 6 row	Awn Type	Most Recent Year of RVT Testing	Overall Station Years of Testing	Yield Category (% AAC Synergy)			Agronomic Characteristics:					Disease Tolerance:						
					Overall Yield	Low < 113 (bu/ac)	High ≥ 113 (bu/ac)	Maturity Rating (Days +/- AAC Synergy)	Test Weight (lb/bu)	TKW (g)	Height (cm)	Resistance to Lodging	Loose Smut	Surface-borne Smuts	Net Blotch:			Fusarium Head Blight	
															Scald	Spot form	Net form		Spot Blotch
<b>Yield and agronomic data only directly comparable to AAC Synergy</b>					<b>124</b>	<b>85</b>	<b>149</b>												
<b>AAC Synergy (bu/ac)</b>					<b>100</b>	<b>100</b>	<b>100</b>	<b>93</b>	<b>53</b>	<b>49</b>	<b>81</b>	<b>F</b>	<b>S</b>	<b>I</b>	<b>S</b>	<b>R</b>	<b>MR</b>	<b>R</b>	<b>I</b>
AAC Synergy ☼	2	R	2025	177	100	100	100	93	53	49	81	F	S	I	S	R	MR	R	I
AAC Lariat ☼	2	R	2024	44	107	104	108	1	53	48	80	G	R	R	S	MR	R	I	MS
AAC Stockton ☼	2	R	2025	44	103	102	103	0	53	50	80	F	R	R	S	I	I	I	MR
AB Advantage ☼	6	S	2020	32	103	99	104	2	52	48	102	G	MR	I	I	I	MS	I	S
AB Cattlelac ☼	6	SS	2021	29	98	93	100	0	52	42	90	G	I	R	I	MR	MS	R	S
AB Hague ☼	2	R	2022	41	107	107	107	3	53	48	86	VG	MR	R	I	I	I	I	MR
AB Maximizer ☼	2	R	2024	26	103	98	105	2	53	45	82	G	I	R	I	I	I	I	I
AB Prime ☼	2	R	2023	43	107	107	107	1	53	48	86	G	S	R	I	I	MR	I	I
AB Standswell ☼	6	S	2024	28	106	105	107	2	50	40	76	G	MS	R	MS	I	MR	MR	S
AB Tofield ☼	6	S	2021	24	104	101	106	1	52	43	84	G	MR	MR	I	I	MS	I	S
AB Wrangler ☼	2	R	2021	32	103	106	101	2	53	48	81	F	MS	MR	MS	I	I	MR	MR
Altorado ☼	2	R	2019	60	106	105	106	1	53	46	78	G	MR	MR	S	I	S	S	I
Amisk + ☼	6	SS	2015	32	99	97	101	1	50	43	71	VG	S	MS	I	MR	I	MR	S
AS Lafleur ☼*	2	R	2025	30	91	94	89	-2	55	48	79	G	R	XX	S	I	MS	MS	MR
AS Manon ☼*	2	R	2025	28	93	94	93	-1	54	53	87	G	R	XX	S	MS	MS	MS	I
Bighorn + ☼	2	R	2022	41	110	113	108	1	54	51	86	F	I	R	S	I	I	MS	I
Brahma ☼	2	R	2014	67	105	104	106	1	54	44	76	G	MS	R	S	I	I	S	I
Canmore + ☼	2	R	2015	33	99	97	101	1	53	46	75	G	R	R	MR	MR	MS	I	I
Cantu ☼ VUA	2	R	2022	41	111	113	111	3	54	51	85	G	I	R	S	I	I	I	I
Carleton ☼*	2	R	2024	43	107	110	106	0	53	46	76	F	MS	R	MS	MS	MS	MS	MR
CDC Austenson ☼	2	R	2025	156	101	98	103	2	54	49	81	G	S	R	S	R	MS	R	I
CDC Coalition + ☼	2	R	2009	42	101	100	102	2	54	44	76	G	R	MR	S	MR	S	I	I
CDC Cowboy ☼	2	R	2008	61	88	89	88	2	53	52	105	F	MS	MR	MS	MR	I	I	MR
CDC Durango ☼	2	R	2023	45	107	101	110	2	54	50	79	VG	S	R	MS	MS	MR	I	I
CDC Harness ☼*	2	R	2025	29	105	110	103	1	53	51	77	G	MR	MR	S	I	I	I	I
CDC Maverick ☼	2	S	2013	31	88	84	92	2	55	52	100	F	S	R	MS	MR	I	I	MR
CDC Renegade ☼	2	S	2022	26	102	109	97	4	52	52	90	F	I	MR	S	MR	I	MS	MR
CDC Trey +	2	R	2009	88	97	96	98	0	53	47	82	G	MS	R	MS	R	I	I	I
Claymore ☼	2	R	2017	72	106	104	107	2	53	44	80	G	S	R	S	I	S	MS	MR
CONLON ☼	2	S	2007	53	87	85	89	-3	53	49	82	G	I	I	S	MR	I	S	MR
Esmā ☼ VUA	2	R	2022	26	110	114	107	3	52	51	69	VG	R	XX	S	MS	MS	MS	I
Ferguson ☼*	2	R	2024	52	108	108	108	1	53	47	81	G	S	R	S	MS	MS	S	I
Gadsby + ☼	2	R	2012	34	105	106	104	1	54	48	85	F	R	R	R	MR	MS	S	I
Ibex ☼*	2	R	2022	41	107	108	106	2	54	52	85	G	S	R	S	I	I	I	I
KWS Kellie ☼ VUA	2	R	2022	26	114	121	110	5	52	50	66	VG	R	XX	I	MS	MS	MS	I
Oreana ☼	2	R	2019	72	104	101	105	3	54	48	64	VG	S	R	S	MR	S	I	S
RGT Planet ☼ VUA	2	R	2023	27	103	104	103	3	52	51	72	G	R	XX	MR	MS	MS	MS	I
Richer ☼	6	R	2025	30	99	97	100	-1	51	46	97	G	R	XX	MS	MS	I	I	I
Sirish ☼	2	R	2020	48	106	106	106	2	53	46	72	VG	S	R	MR	MS	MS	MS	MS
Sundre + ☼	6	S	2007	51	105	102	108	2	52	40	88	G	MS	R	R	I	S	I	S
WCI Fortify ☼*	6	S	2025	20	102	100	102	2	52	41	85	G	R	XX	R	MR	MS	MR	S

Remarks: For explanations on data summarization methods, abbreviations and other pertinent information, please see the comments in the introduction to the Regional Variety Trials. In 2023, the check cultivar was changed to AAC Synergy. All previously tested varieties were adjusted relative to AAC Synergy based on the relative difference between CDC Copeland and AAC Synergy since 2015. Varieties rated Intermediate (I) to Susceptible (S) for smuts should be treated with a systemic seed treatment to reduce the potential for infection. ☼ = PBR Protection under UPOV 78, ☼ = PBR protection under UPOV 91, ☼\* = PBR application filed and subject to provisional protection, and VUA = Variety Use Agreement applied (<http://seeds-canada.ca/variety-use-agreement/>). XX - Insufficient data to describe. Approved ratings will be posted online at seed.ab.ca. † Flagged for possible removal in 2027.

# MALTING BARLEY

2 or 6 row	Awn Type	Non-glycosidic Nitriles Trait	Most Recent Year of RVT Testing	New - Overall Station Years of Testing	Yield Category (% AAC Synergy)			Agronomic Characteristics:					Disease Tolerance:							
					Overall Yield	Low < 113 (bu/ac)	High ≥ 113 (bu/ac)	Maturity Rating (Days +/- AAC Synergy)	Test Weight (lb/bu)	TKW (g)	Height (cm)	Resistance to Lodging	Loose Smut	Surface-borne smuts	Scald	Net Blotch:			Fusarium Head Blight	
																Spot Form	Net Form	Spot Blotch		
<b>AAC Synergy (bu/ac)</b>					<b>124</b>	<b>85</b>	<b>149</b>													
<b>AAC Synergy</b> ☼	<b>2</b>	<b>R</b>	<b>regular</b>	<b>2025</b>	<b>177</b>	<b>100</b>	<b>100</b>	<b>93</b>	<b>53</b>	<b>49</b>	<b>81</b>	<b>F</b>	<b>S</b>	<b>I</b>	<b>S</b>	<b>R</b>	<b>MR</b>	<b>R</b>	<b>I</b>	
AAC Connect ☼	2	R	regular	2019	48	97	98	96	0	53	50	82	G	S	R	S	MR	I	MR	MR
AAC Prairie ☼	2	R	regular	2025	48	97	95	97	0	53	47	80	F	S	MR	MS	I	MR	I	I
AB BrewNet ☼	2	R	regular	2023	58	100	96	102	3	52	47	88	G	MS	MR	I	I	MS	I	MR
AB Dram ☼	2	R	non-GN	2025	37	91	92	91	-1	53	48	82	F	MR	R	I	MR	MS	MS	I
AC Metcalfe	2	R	regular	2025	124	91	89	92	0	53	47	81	F	R	I	S	I	S	I	I
CDC Bow † ☼	2	R	regular	2016	38	97	98	96	1	52	45	79	VG	S	I	MS	MR	S	I	I
CDC Churchill ☼	2	R	regular	2024	57	104	102	104	2	53	46	77	G	MS	MR	S	MR	MR	I	MS
CDC Copeland	2	R	regular	2025	145	95	93	96	0	52	48	86	F	MS	I	S	I	I	S	I
CDC Fraser ☼	2	R	regular	2017	37	102	103	101	1	52	46	78	G	R	MR	MS	MR	MR	R	I
CDC Goldstar † ☼	2	R	regular	2019	34	104	105	103	0	54	46	88	G	I	R	S	MR	I	I	MS
Cerveza † ☼	2	R	regular	2011	39	102	101	102	1	52	43	76	F	R	R	S	MR	MS	R	I
Legacy †	6	SS	regular	2007	55	95	93	97	-1	50	37	84	G	I	MR	S	MR	S	MR	MS
SY Stanza ☼*	2	R	non-GN	2025	42	102	99	104	2	52	51	70	VG	S	MR	MR	MS	I	MS	MS
Torbellino †	2	R	regular	2022	26	102	107	99	4	52	50	71	G	S	R	I	MS	MS	MS	S

Remarks: For explanations on data summarization methods, abbreviations and other pertinent information, please see the comments in the introduction to the Regional Variety Trials. In 2023, the check cultivar was changed to AAC Synergy. All previously tested varieties were adjusted relative to AAC Synergy based on the relative difference between CDC Copeland and AAC Synergy since 2015. Varieties rated Intermediate (I) to Susceptible (S) for smuts should be treated with a systemic seed treatment to reduce the potential for infection. New registrations and insufficient data to describe: AB Foothills (TR20661), CDC Armstrong (HB20351), CDC Pristine (HB21355). Glycosidic nitriles (GN) is a precursor to ethyl carbamate, a compound that is a concern in the fermentation process but becomes an amplified concern in the distilling process. The Canadian Malting Barley Technical Centre (CMBTC) evaluates and recommends malting barley varieties for industry acceptance. Please refer to the 2025-2026 CMBTC Recommended Malt Barley Varieties List for more information. ☼ = PBR Protection under UPOV 78, ☼ = PBR protection under UPOV 91, ☼\* = PBR application filed and subject to provisional protection, and VUA = Variety Use Agreement applied (<http://seeds-canada.ca/variety-use-agreement/>). † Flagged for possible removal in 2027.

Variety	Most Recent Year of RVT Testing	Overall Station Years of Testing	Yield Category (% CS Camden)			Agronomic Characteristics:						
			Overall Yield	Low < 115 (bu/ac)	High ≥ 115 (bu/ac)	Maturity Rating (Days +/- CS Camden)	Test Weight (lb/bu)	TKW (g)	Height (cm)	Resistance to Lodging	To Smuts	To BYDV
<b>MILLING</b>												
Yield and agronomic data only directly comparable to CS Camden												
<b>CS Camden (bu/ac)</b>			<b>126</b>	<b>89</b>	<b>153</b>							
CS Camden ☉	2025	111	100	100	100	98	40	41	99	VG	I	S
AAC Anthony ☉	2024	32	106	105	106	3	39	45	104	G	R	R
AAC Douglas ☉	2021	21	101	99	102	2	39	43	101	G	R	I
AAC Fedak ☉*	2025	22	102	100	104	3	40	45	98	VG	R	MS
AAC Neville † ☉	2024	32	103	104	101	3	41	41	94	VG	R	R
AAC Wesley ☉	2025	40	98	96	100	1	40	40	93	VG	R	R
AC Morgan ☉	2025	77	105	103	107	3	41	42	105	VG	I	MS
CDC Anson ☉	2025	36	102	103	101	2	40	41	88	VG	R	MS
CDC Arborg ☉	2024	46	106	106	106	0	41	40	109	G	R	S
CDC Byer ☉*	2025	30	105	105	105	4	40	40	98	VG	R	I
CDC Endure ☉	2020	38	106	104	106	0	41	40	105	G	R	I
CDC Hank ☉*	2025	22	107	106	109	1	39	40	103	VG	R	MS
Kalio ☉	2023	17	97	91	100	1	40	39	97	G	R	NT
Kyron ☉	2024	30	106	106	106	1	40	40	99	G	R	NT
ORe 3542M ☉	2019	28	94	95	94	2	40	39	97	VG	R	S
ORe Level48 ☉ VUA	2023	17	91	85	96	0	40	41	98	G	R	XX
<b>FEED</b>												
AC Mustang	2019	51	103	105	102	3	43	41	120	G	I	NT
CDC Nasser	2013	24	108	112	101	4	37	38	103	G	MR	NT
<b>FORAGE</b>												
CDC Baler	2006	19	90	92	88	4	39	43	110	XX	S	NT
CDC Haymaker ☉	2015	22	95	98	88	4	39	46	111	F	MR	XX
CDC Westgate ☉*	2025	11	92	XX	100	4	40	41	121	G	XX	XX
OReBoost ☉* VUA	2025	27	91	92	90	6	38	45	103	G	R	S

Remarks: For explanations on data summarization methods, abbreviations and other pertinent information, please see the comments in the introduction to the Regional Variety Trials. Varieties rated Intermediate (I) to Susceptible (S) for the smuts should be treated with a systemic seed treatment to reduce the potential for infection. CDC Westgate and CDC Nasser are special forage oat varieties with low acid-detergent lignin content resulting in greater digestibility for cattle. New registration and insufficient data to describe: AAC Fetch (OT2148), AAC Gladys (OT2152). ☉ = PBR Protection under UPOV 78, ☉ = PBR Protection under UPOV 91, and ☉\* = PBR application filed and subject to provisional protection. VUA = Variety Use Agreement applied (<http://seeds-canada.ca/variety-use-agreement/>). XX - Insufficient data to describe. Disease ratings for some NT lines will be reviewed and approved at the Prairie Recommending Committee for Oat and Barley meetings in February 2026. † Flagged for possible removal in 2027.

# SPRING TRITICALE

Variety	Awns Y/R	Most Recent Year of RVT Testing	Overall Station Years of Testing	Yield Category (% Brevis)			Agronomic Characteristics:					Disease Tolerance:		
				Over- all Yield	Low < 101 (bu/ac)	High ≥ 101 (bu/ ac)	Maturity Rating (Days +/- Brevis)	Test Weight (lb/bu)	TKW (g)	Height (cm)	Resist- ance to Lodg- ing	Stripe Rust	Bunt	Fusarium Head Blight
<b>Yield and agronomic data only directly comparable to Brevis</b>														
<b>Brevis (bu/ac)</b>				<b>104</b>	<b>74</b>	<b>134</b>								
<b>Brevis</b>	<b>Y</b>	<b>2025</b>	<b>160</b>	<b>100</b>	<b>100</b>	<b>100</b>	<b>107</b>	<b>60</b>	<b>46</b>	<b>93</b>	<b>G</b>	<b>MR</b>	<b>R</b>	<b>I</b>
AAC Delight	R	2018	31	97	95	98	1	58	49	96	G	R	R	I
AB Stampeder <sup>Ⓒ</sup>	R	2023	38	94	94	95	-2	58	47	93	G	R	R	MS
AB Sunbeam <sup>Ⓒ*</sup>	Y	2025	30	104	103	105	-3	59	47	96	G	R	R	MS
Bunker <sup>Ⓒ</sup>	R	2009	49	71	XX	XX	0	57	48	112	F	MR	R	I
Pronghorn	Y	2025	69	96	95	98	-1	56	47	105	G	MR	R	MR
Sunray	Y	2013	33	89	92	85	-1	57	45	98	VG	MR	R	MS
Taza <sup>Ⓒ</sup>	R	2013	33	88	90	84	1	57	47	106	G	MR	R	S
Tyndal <sup>Ⓒ</sup>	R	2020	28	92	88	96	1	58	42	99	G	MR	R	MS

Remarks: For explanations on data summarization methods and other information, please see the comments in the introduction to the Regional Variety Trials. Awn description: Y = awns present, R = reduced awn. Triticale varieties are generally rated as fair to poor for their falling number. All varieties exhibit varying levels of susceptibility to ergot, influenced by genetic factors and environmental effects. Current testing may not adequately distinguish genetic resistance from external factors such as weather conditions, crop development stage, inoculum load, and management practices. New registrations and insufficient data to describe: WCI Widdicombe (T301). <sup>Ⓒ</sup> = PBR Protection under UPOV 78, <sup>Ⓒ</sup> = PBR protection under UPOV 91, <sup>Ⓒ\*</sup> = PBR application filed and subject to provisional protection. XX - Insufficient data to describe. Triticale varieties have greater susceptibility to ergot infection than wheat.

# CANADA WESTERN RED WINTER WHEAT

Variety	Most Recent Year of Testing	Overall Station Years of Testing	Yield Category (% AAC Coldfront)			Agronomic Characteristics:							Disease Tolerance:						
			Overall Yield	Low <80 (bu/ac)	High >80 (bu/ac)	Winter Survival	Maturity (d)	Protein (%)	Test Weight (lb/bu)	TKW (g)	Height (cm)	Resistance to Lodging	Stripe Rust	Leaf Rust	Stem Rust	Bunt	Fusarium Head Blight		
<b>Yield and agronomic data only directly comparable to AAC Coldfront</b>																			
AAC Coldfront (bu/ac)			<b>85</b>	<b>68</b>	<b>105</b>														
<b>AAC Coldfront</b> <sup>Ⓢ</sup>	<b>2025</b>	<b>37</b>	<b>100</b>	<b>100</b>	<b>100</b>	<b>VG</b>	<b>219</b>	<b>12.4</b>	<b>64</b>	<b>34</b>	<b>85</b>	<b>VG</b>	<b>R</b>	<b>R</b>	<b>R</b>	<b>S</b>	<b>I</b>		
AAC Gateway	2025	117	89	87	92	F	-2	0.6	63	33	78	VG	MR	I	MR	S	I		
AAC Goldrush <sup>Ⓢ</sup>	2021	55	91	88	93	VG	-2	0.1	63	35	86	G	I	R	MR	S	I		
AAC Network <sup>Ⓢ</sup>	2025	60	94	92	96	VG	1	0.3	63	32	79	G	R	MR	R	MR	I		
AAC Overdrive <sup>Ⓢ</sup> *	2025	27	99	98	101	VG	-3	0.2	62	31	81	VG	R	MR	R	R	MR		
AAC Vortex <sup>Ⓢ</sup>	2024	50	93	96	93	VG	-1	0.2	63	35	85	VG	R	R	R	S	MR		
AAC Wildfire <sup>Ⓢ</sup>	2025	85	101	102	99	VG	2	-0.2	63	37	86	G	MR	I	S	MR	MR		
Radiant	2025	289	90	89	91	VG	-0	-0.4	63	35	90	VG	S	S	S	S	S		
<b>CANADA WESTERN SPECIAL PURPOSE</b>																			
AAC Icefield <sup>Ⓢ</sup>			2021	72	92	89	96	F	-0.1	-0.9	63	33	80	G	MR	MR	R	MS	S
Pintail			2016	79	97	95	100	VG	-0.2	-1.8	61	29	90	F	MR	MS	MS	S	S






Remarks: For explanations on data summarization methods, abbreviations and other pertinent information, please see the comments at the beginning of this publication. Winter wheat can be grown successfully in all areas of Alberta if seeded into standing stubble within the optimal seeding date period (generally before September 15) and if there is adequate snowfall. Varieties with poor (P) winter survival are generally not suitable outside of southern Alberta. The long term average maturity for AAC Coldfront is 219.1 days after Jan. 1 (Aug. 8) and is considered to be late maturing. Fusarium head blight infection may be reduced if varieties with Intermediate (I) resistance or better are used and when recommended seeding dates are followed. To preserve the effectiveness of the wheat curl mite tolerance gene, agronomic practices that eliminate the "green bridge" of plant material that serves as a reservoir for mites should be followed whenever possible. Fields in southern Alberta should be inspected in the fall for infestation by Russian wheat aphid, as it may reduce winter survival. AAC Wildfire expresses tolerance to some biotypes of Russian wheat aphid. Radiant and AAC Wildfire express bronze chaff at maturity. AAC Icefield, a hard white winter wheat, expresses high milling yield of very white flour and good gluten strength at lower protein concentrations that may be of interest in some niche markets. For more information contact FP Genetics. Pintail has an awnless head which may improve palatability when harvested for forage or silage. <sup>Ⓢ</sup> = Protected by PBR (UPOV 78), <sup>Ⓢ</sup> = Protected by PBR (UPOV 91), Yield and agronomic data only directly comparable to AAC Coldfront <sup>Ⓢ</sup>\* = pending PBR protection.



# FALL RYE

Hybrid or Open Pollinated Variety	Most Recent Year of Testing	Overall Station Years of Testing	Yield Category (% Hazlet)			Agronomic Characteristics							
			Overall Yield	Low < 95 bu/ac	High > 95 bu/ac	Winter Survival	Maturity (d)	Test Wt (lb/bu)	TKW (g)	Falling Number (s)	Height (cm)	Resistance to Lodging	
<b>Yield and agronomic information only directly comparable to Hazlet</b>													
<b>Hazlet (bu/ac)</b>			<b>85</b>	<b>65</b>	<b>112</b>								
<b>Hazlet</b>	<b>OP</b>	<b>2024</b>	<b>138</b>	<b>100</b>	<b>100</b>	<b>100</b>	<b>EX</b>	<b>217</b>	<b>59</b>	<b>38</b>	<b>182</b>	<b>106</b>	<b>G</b>
Prima	OP	2024	144	87	85	88	EX	-3	58	32	230	117	F
SU Bebop <sup>Ⓢ</sup> * <b>VUA</b>	OP	2024	9	125	125	XX	EX	-1	59	35	257	102	G
KWS Daniello <sup>†</sup>	Hybrid	2022	35	123	119	125	EX	-1	58	34	318	96	G
KWS Inspirator <sup>Ⓢ</sup> *	Hybrid	2023	21	144	140	150	EX	-0	58	34	331	93	G
KWS Pulsor <sup>Ⓢ</sup> *	Hybrid	2022	17	134	128	144	EX	-1	58	33	295	94	G
KWS Receptor <sup>Ⓢ</sup> *	Hybrid	2024	29	138	134	144	EX	-2	59	32	308	94	G
KWS Serafino <sup>Ⓢ</sup>	Hybrid	2024	57	131	131	132	EX	-1	59	33	309	96	G
KWS Teodor <sup>Ⓢ</sup>	Hybrid	2022	25	133	129	142	EX	-1	58	32	279	96	G
KWS Trebiano <sup>Ⓢ</sup>	Hybrid	2024	57	129	129	130	EX	-1	59	35	299	99	G

Remarks: For explanations on data summarization methods, abbreviations and other pertinent information, please see the comments in the introduction to the regional variety trials. Data are derived from registration trials conducted in Alberta, supplemented by Saskatchewan data where appropriate. Data from 2025 were not available at the time of table preparation. Hazlet has lower viscosity which improves feed performance in monogastric livestock. Fall rye generally has greater cold tolerance than winter wheat and winter triticale. The long-term average heading and maturity dates for Hazlet are June 8 and August 5 (217 d after Jan 1), respectively. All fall rye varieties are similar for heading date. Sprouting is a major factor in marketing rye for milling and is generally measured using the Hagberg falling number test. There is considerable variation in fall rye varieties for falling number that should be considered if milling markets are targeted. Typically, a falling number of 180 seconds or greater is preferred by the rye milling market. Falling number is heavily influenced by moisture around harvest time so producers should ensure that rye is harvested in a timely manner, similar to wheat crops. All fall rye varieties are susceptible to ergot, however KWS Daniello, KWS Serafino, KWS Trebiano, KWS Sandor and Prima have reduced susceptibility to natural ergot infection compared with Hazlet. AFSC crop insurance deadlines for seeding fall rye is September 20, north of the Bow River and September 30, south of the Bow River. <sup>Ⓢ</sup> = PBR protection under UPOV 91. <sup>Ⓢ</sup>\* = PBR application filed and subject to provisional protection. **VUA** = Variety Use Agreement applied (<http://seeds-canada.ca/variety-use-agreement/>).

# WINTER TRITICALE

	Awns Y/R	Most Recent Year of Testing	Overall Sta- tion Years of Testing Yield	Yield Category (% Metzger)			Agronomic Characteristics						
				Overall Yield	Low <86 bu/ac	High >86 bu/ac	Winter Survival	Heading (d)	Maturity (d)	Test Wt (lbs/ bu)	TKW (g)	Height (cm)	Resistance to Lodging
<b>Yield and agronomic information only directly comparable to Metzger</b>													
<b>Metzger (bu/ac)</b>				<b>83</b>	<b>60</b>	<b>103</b>							
<b>Metzger</b>	<b>R</b>	<b>2024</b>	<b>71</b>	<b>100</b>	<b>100</b>	<b>100</b>	<b>VG</b>	<b>172</b>	<b>215</b>	<b>56</b>	<b>36</b>	<b>114</b>	<b>F</b>
AB Bronco 	R	2018	17	105	102	106	VG	-2	-1	54	35	108	F
AB Provider 	R	2018	17	122	135	115	VG	-0	0	54	32	101	VG
AB Snowcat  *	R	2020	17	113	118	111	VG	-5	-3	55	33	106	G
AB Windchill  *	R	2022	18	118	XX	124	VG	-4	-2	56	40	95	VG
Bobcat	R	2024	78	94	90	97	F	-3	-0	54	35	98	G
Luoma 	R	2024	71	105	107	104	VG	1	2	56	38	120	F
Pika	Y	2009	31	100	100	101	VG	1	0	56	40	129	P

Remarks: For explanations on data summarization methods, abbreviations and other pertinent information, please see the comments in the introduction to the regional variety trials. All data is derived from registration trials conducted in Alberta and appropriate sites from Saskatchewan; 2025 data were not available at the time of table preparation. Yield comparisons include direct and indirect comparisons with the check. Winter triticale is similar in winter survival to winter wheat. The long term heading and maturity dates for Metzger are June 17 and August 4 (168 days and 216 days after Jan. 1), respectively. Awn description: Y = awns present, R = reduced awn. Triticale varieties have greater susceptibility to ergot infection than wheat. Bobcat has greater susceptibility to ergot infection than other winter triticale varieties.  PBR Protection under UPOV 78,  PBR application filed and subject to provisional protection. XX - Insufficient data to describe.

Variety	Most Recent Year of RVT Testing	Seed Colour	Overall Station Years of Testing	Yield Category (% CDC Glas)			Agronomic Characteristics:				Disease Tolerance:	Quality:		
				Over-all Yield	Low < 37 (bu/ac)	High ≥37 (bu/ac)	Maturity Rating (Days +/- CDC Glas)	Seed Size	Height (cm)	Resistance to Lodging	Powdery Mildew	Oil Content (%)	ALA Content (%)	Iodine Value
<b>Yield and agronomic data only directly comparable to CDC Glas</b>														
<b>CDC Glas (bu/ac)</b>				<b>44</b>	<b>26</b>	<b>57</b>								
<b>CDC Glas</b> ☼	<b>2025</b>	<b>brown</b>	<b>77</b>	<b>100</b>	<b>100</b>	<b>100</b>	<b>108</b>	<b>M</b>	<b>62</b>	<b>G</b>	<b>MR</b>	<b>46</b>	<b>57</b>	<b>192</b>
AAC Marvelous † ☼	2019	brown	19	101	103	101	1	M	60	G	MR	47	56	192
CDC Bethune † ☼	2022	brown	47	96	95	96	-1	M	61	G	MR	46	55	189
CDC Dorado ☼	2022	yellow	21	89	93	88	-2	L	55	G	MR	45	64	204
CDC Esme ☼*	2025	brown	34	105	107	103	4	L	61	G	NT	46	59	195
CDC Kernen ☼	2025	brown	43	101	105	99	2	M	64	G	MR	45	57	191
CDC Neela † ☼	2016	brown	17	104	108	XX	0	M	54	G	MR	46	59	194
CDC Plava † ☼	2016	brown	26	96	101	87	-3	M	51	G	NT	47	57	196
CDC Rowland	2023	brown	24	104	104	104	4	L	61	G	MR	45	59	195
CDC Sorrel † ☼	2008	brown	14	104	110	99	0	L	61	F	MR	45	58	193
VT50 ☼	2014	yellow	17	98	101	XX	3	S	49	VG	NT	47	68	209
WestLin 60 ☼	2016	brown	17	95	97	XX	-2	M	48	G	NT	46	60	198
WestLin 72 ☼	2017	brown	23	96	100	91	2	S	51	VG	MR	47	57	193

Remarks: For explanations on data summarization methods, abbreviations and other pertinent information, please see the comments in the introduction to the Regional Variety Trials. All listed varieties are immune to flax rust and MR to Fusarium wilt. NT - Not tested for disease, until a full rating is assigned, assume a variety poses a risk of susceptibility. Due to flax being a small acre crop and limited flax testing in Alberta, data included in this table is heavily weighted on Saskatchewan registration data. XX - Insufficient data to describe. ☼ = PBR Protection under UPOV 78, ☼ = PBR protection under UPOV 91, and ☼\* = PBR application filed and subject to provisional protection. † Flagged for possible removal in 2027.

# BARLEY SILAGE

Variety	2 or 6 Row	Awn Type	Most Recent Year of Testing	Overall Station Years of Testing	Jan 26 Overall Yield	Relative Maturity (days)	Nutritional Data					
							CP (%DM)	ADF (%DM)	NDF (%DM)	TDN (%DM)	Starch (%DM)	True Invitro Digestibility - 30 hrs (%DM)
<b>Yield and nutritional data only directly comparable to CDC Austenson</b>												
<b>CDC Austenson (t/ac)</b>	<b>10.7</b>											
<b>CDC Austenson</b>	<b>2</b>	<b>R</b>	<b>2025</b>	<b>16</b>	<b>100</b>	<b>95</b>	<b>10.2</b>	<b>28.6</b>	<b>45.6</b>	<b>65.5</b>	<b>21.7</b>	<b>70.9</b>
AAC Lariat	2	R	2025	12	107	-1	9.9	29.4	46.2	64.8	21.0	70.1
AB Maximizer	2	R	2025	11	109	0	10.0	29.4	46.5	65.1	22.0	70.5
CDC Durango	2	R	2025	12	110	0	10.0	29.0	45.6	65.5	21.0	71.7
WCI Fortify (FB 22816) *	6	S	2025	10	107	0	11.1	26.7	44.4	66.5	21.6	70.4
<b>Previously Tested. Yield and nutritional data only directly comparable to CDC Austenson</b>												
<b>CDC Austenson (t/ac)</b>	<b>10.2</b>											
<b>CDC Austenson</b>	<b>2</b>	<b>R</b>	<b>2024</b>	<b>71</b>	<b>100</b>	<b>95</b>	<b>10.4</b>	<b>32.4</b>	<b>47.4</b>	<b>63.4</b>		<b>72.2</b>
AB Advantage	6	S	2022	15	101	0	10.0	NT	NT	62.1		NT
AB Cattlelac	6	SS	2022	27	99	-2	10.9	NT	NT	63.7		NT
AB Hague	2	R	2024	18	105	1	10.5	33.0	49.0	63.3		71.3
AB Prime	2	R	2023	9	106	-1	9.8	33.1	49.5	61.6		71.1
AB Standswell	6	S	2024	13	97	0	10.1	32.3	45.8	63.6		71.9
AB Tofield	6	S	2022	12	101	-1	10.5	NT	NT	63.4		NT
AB Wrangler	2	R	2022	15	103	0	10.9	NT	NT	66.1		NT
Altorado	2	R	2022	37	103	-1	10.2	NT	NT	65.1		NT
Amisk	6	SS	2022	44	93	-1	10.2	NT	NT	62.9		NT
Canmore	2	R	2022	37	99	-1	9.7	NT	NT	63.9		NT
Cantu	2	R	2024	7	108	1	10.3	32.0	45.7	63.9		74.9
CDC Bow <sup>+</sup>	2	R	2022	12	102	-1	10.4	NT	NT	63.7		NT
CDC Churchill	2	R	2023	9	109	0	10.1	32.4	47.1	63.9		72.4
CDC Coalition	2	R	2019	38	95	0	10.6	NT	NT	64.1		NT
CDC Cowboy	2	R	2022	55	99	0	9.1	NT	NT	61.5		NT
CDC Fraser	2	R	2024	10	102	-1	10.3	33.5	49.3	62.1		70.9
CDC Maverick	2	S	2022	46	101	0	9.3	NT	NT	62.1		NT
CDC Renegade	2	S	2024	13	108	2	10.4	32.9	48.6	62.7		73.0
Champion <sup>+</sup>	2	R	2018	22	101	0	10.3	NT	NT	64.1		NT
Claymore	2	R	2022	37	100	0	10.0	NT	NT	64.1		NT
CONLON <sup>+</sup>	2	S	2018	26	86	-5	10.2	NT	NT	64.7		NT
Esmā <b>VUA</b>	2	R	2023	9	106	1	10.4	32.0	46.3	64.7		72.9
Gadsby <sup>+</sup>	2	R	2017	36	100	-1	10.0	NT	NT	63.4		NT
KWS Kellie <b>VUA</b>	2	R	2024	10	107	3	10.3	31.9	45.6	63.6		73.9
Stockford	2	H	2023	10	97	0	10.4	32.9	50.4	63.3		73.7
Sundre	6	S	2022	46	95	0	10.2	NT	NT	64.0		NT

**Remarks:** For explanations on data summarization methods and other information, please see the comments in the introduction to the Performance Variety Trials. Yield is reported in wet tons/acre adjusted to 65% moisture. Barley silage trials are harvested when 75% of the barley varieties are at soft dough, BBCH 85. Relative maturity is given as physiological grain maturity. Due to re-structuring the silage RVTs, yield data is only presented if there are six site years of data. Beginning in 2023, irrigated and dryland experimental sites were run. Due to limited amounts of irrigated data, only overall provincial yield will be presented until sufficient data is available to populate both dryland and irrigated yield columns. Awn Types: H = Hooded, S = smooth, SS = Semi-smooth, R = Rough. Nutritional data is presented on a dry matter basis (%DM). CP = Crude Protein; ADF = Acid Detergent Fibre; NDF = Neutral Detergent Fibre; TDN = Total Digestible Nutrient; and Invitro True Digestibility at 30H. Prior to 2023 a limited number of nutritional parameters were tested; varieties in the tests prior to 2023 do not have a full complement of nutritional data, indicated by NT = not tested. Please see disease tolerance ratings in the barley grain tables. Insufficient data to describe: CDC Harness (FB21106), FB23618, Ferguson. = PBR Protection under UPOV 78, = PBR protection under UPOV 91, \* = PBR application filed and subject to provisional protection, **VUA** = Variety Use Agreement Applied (<http://seeds-canada.ca/variety-use-agreement/>). <sup>+</sup> Flagged for possible removal in 2027.

# OAT SILAGE

Variety	Most Recent Year of Testing	Overall Station Years of Testing	Jan 26 Overall Yield	Relative Maturity (days)	Nutritional Data					
					CP (%DM)	ADF (%DM)	NDF (%DM)	TDN (%DM)	Starch (%DM)	True Invitro Digestibility - 30 hrs (%DM)
<b>Yield and nutritional data only directly comparable to CDC Baler</b>										
<b>CDC Baler (t/ac)</b>			<b>11.2</b>							
<b>CDC Baler</b>	<b>2025</b>	<b>11</b>	<b>100</b>	<b>102</b>	<b>11.6</b>	<b>34.2</b>	<b>55.7</b>	<b>61.1</b>	<b>8.2</b>	<b>66.1</b>
AAC Wesley ☉	2025	11	97	-3	10.3	31.7	50.0	63.9	16.6	68.5
CDC Endure ☉	2025	9	98	-4	11.1	32.2	53.0	62.8	13.2	64.6
CDC Westgate ☉*	2025	7	100	0	10.9	32.6	51.4	62.9	10.6	67.1
ORe BOOST ☉	2025	11	98	2	11.1	35.1	57.5	60.5	9.4	65.3
ORe Ruminator ☉*	2025	7	99	1	10.6	31.9	50.6	63.2	12.6	67.2
<b>Previously tested. Yield and nutritional data only directly comparable to CDC Baler</b>										
<b>CDC Baler (t/ac)</b>			<b>10.4</b>							
<b>CDC Baler</b>	<b>2024</b>	<b>48</b>	<b>100</b>	<b>102</b>	<b>11.6</b>	<b>36.1</b>	<b>59.0</b>	<b>60.1</b>		<b>67.6</b>
AAC Douglas ☉	2024	8	104	-2	9.6	34.8	54.6	60.1		69.0
AC Juniper †	2022	33	96	XX	12.8	NT	NT	61.0		NT
AC Morgan	2022	42	100	-1	11.8	NT	NT	59.9		NT
CDC Arborg ☉	2023	9	101	-4	11.6	35.3	54.3	61.1		67.6
CDC Haymaker ☉	2022	38	98	0	11.7	NT	NT	58.6		NT
CDC Nasser	2022	12	102	0	12.1	NT	NT	60.5		NT
CDC SO1 ☉	2022	41	95	XX	11.1	NT	NT	59.7		NT
CS Camden ☉	2023	9	103	-4	12.1	34.1	52.6	61.3		69.3
Murphy † ☉	2022	37	104	XX	10.9	NT	NT	57.3		NT
ORe3542M † ☉	2022	15	99	-2	12.1	NT	NT	60.8		NT
<b>Previously tested. Yield and nutritional data only directly comparable to AC Mustang</b>										
<b>AC Mustang (t/ac)</b>			<b>9.9</b>							
<b>AC Mustang</b>	<b>2017</b>	<b>27</b>	<b>100</b>	<b>101</b>	<b>8.7</b>	<b>NT</b>	<b>NT</b>	<b>NT</b>		<b>NT</b>
Waldern †	2018	22	109	XX	8.3	NT	NT	NT		NT

**Remarks:** For explanations on data summarization methods and other information, please see the comments in the introduction to the Performance Variety Trials. Yield is reported in wet tons/acre adjusted to 65% moisture. Oat silage trials are harvested when 75% of the varieties are at milk stage, BBCH 75. However, the 2023 and 2024 trials contained varieties with a wide range of development, with some locations showing a week or more difference in growth stages. This results in some of the later maturing varieties having lower yield and altered quality. Relative maturity is based on physiological grain maturity and may vary by up to six days. Due to re-structuring the silage RVTs, yield data is only presented if there are six site years of data. Beginning in 2023, irrigated and dryland experimental sites were run. Due to limited amounts of irrigated data, only overall provincial yield will be presented until sufficient data is available to populate both dryland and irrigated yield columns. Nutritional data is presented on a dry matter basis (%DM). CP = Crude Protein; ADF = Acid Detergent Fibre, NDF = Neutral Detergent Fibre, TDN = total digestible nutrient ; Invitro True Digestibility at 30H. Prior to 2023 a limited number of nutritional parameters were tested; varieties in the tests prior to 2023 do not have a full complement of nutritional data, indicated by NT = not tested. Please see disease tolerance ratings in the oat grain tables. ☉ = PBR Protection under UPOV 78, ☉ = PBR protection under UPOV 91. ☉\* = PBR application filed and subject to provisional protection. † Flagged for possible removal in 2027. CDC Westgate, CDC Nasser and CDC SO-1 are specialty forage oat variety with low acid-detergent lignin content resulting in greater digestibility for cattle.

# WHEAT AND TRITICALE SILAGE

Variety	Species	Awns (Awned / Awnless/ Reduced)	Most Recent Year of Testing	Overall Sta- tion Years of Testing	Jan 26 Overall Yield	Relative Maturity (days)	CP (%)	ADF (%)	NDF (%)	TDN (%)	Starch (%DM)	True Invitro Digest- ibility - 30 hrs (%)
<b>WHEAT</b>												
Yield and nutritional data only directly comparable to Sadash VB												
<b>Sadash VB (t/ac)</b>					<b>12.6</b>							
<b>Sadash VB</b>	<b>SWS Wheat</b>	<b>Awned</b>	<b>2025</b>	<b>15</b>	<b>100</b>	<b>103</b>	<b>10.4</b>	<b>31.2</b>	<b>48.8</b>	<b>64.2</b>	<b>15.3</b>	<b>69.0</b>
AAC Galore VB ☉*	SWS Wheat	Awned	2025	15	102	1	10.5	31.6	50.1	63.9	14.2	69.2
Alotta (GP250) ☉*	SP Wheat	Awned	2025	15	95	2	10.9	30.8	48.3	64.4	13.4	69.9
Previously tested. Yield and nutritional data only directly comparable to Sadash VB												
<b>Sadash VB (t/ac)</b>					<b>10.6</b>							
<b>Sadash VB</b>	<b>SWS Wheat</b>	<b>Awned</b>	<b>2024</b>	<b>28</b>	<b>100</b>	<b>103</b>	<b>10.5</b>	<b>34.0</b>	<b>51.2</b>	<b>62.7</b>		<b>70.4</b>
AAC Awesome VB ☉	SP Wheat	Awned	2022	12	107	2	9.5	NT	NT	62.5		NT
AAC Chiffon VB ☉	SWS Wheat	Awned	2017	15	104	1	10.2	NT	NT	59.7		NT
AAC Paramount VB ☉	SWS Wheat	Awned	2023	11	100	1	9.8	34.1	52.7	61.2		70.3
AC Andrew	SWS Wheat	Awned	2022	12	99	1	10.1	NT	NT	61.2		NT
Alderon	SP Wheat	Awnless	2023	11	100	5	11.3	33.1	53.1	63.0		71.8
<b>TRITICALE</b>												
Yield and nutritional data only directly comparable to Sadash VB												
<b>Sadash VB (t/ac)</b>					<b>12.6</b>							
<b>Sadash VB</b>	<b>SWS Wheat</b>	<b>Awn</b>	<b>2025</b>	<b>15</b>	<b>100</b>	<b>103</b>	<b>10.4</b>	<b>31.2</b>	<b>48.8</b>	<b>64.2</b>	<b>15.3</b>	<b>69.0</b>
AB Sunbeam ☉	Triticale	Reduced	2025	10	103	1	10.2	30.1	48.5	65.1	13.9	68.4
Trical Surge ☉	Triticale	Awnless	2025	9	93	X	11.3	29.4	49.2	65.7	8.7	69.8
Previously tested. Yield and nutritional data only directly comparable to Sadash VB												
<b>Sadash VB (t/ac)</b>					<b>10.6</b>							
<b>Sadash VB ☉</b>	<b>SWS Wheat</b>	<b>Awned</b>	<b>2024</b>	<b>28</b>	<b>100</b>	<b>103</b>	<b>10.5</b>	<b>34.0</b>	<b>51.2</b>	<b>62.7</b>		<b>70.4</b>
AAC Delight	Triticale	Reduced	2022	12	110	5	9.3	NT	NT	62.0		NT
AB Stampeder ☉	Triticale	Reduced	2023	17	103	3	10.4	34.2	53.1	62.2		70.1
Bunker ☉	Triticale	Reduced	2022	12	104	4	7.3	NT	NT	58.6		NT
Pronghorn	Triticale	Awned	2014	21	102	3	9.8	NT	NT	59.7		NT
Sunray	Triticale	Awned	2022	20	105	3	8.4	NT	NT	59.7		NT
Taza ☉	Triticale	Reduced	2022	20	102	5	9.5	NT	NT	59.7		NT
Tyndal ☉	Triticale	Reduced	2018	48	100	5	9.8	NT	NT	59.7		NT

**Remarks:** For explanations on data summarization methods and other information, please see the comments in the introduction to the Performance Variety Trials. Yield is reported in wet tons/acre adjusted to 65% moisture. Wheat-triticale silage trials are harvested when 75% of the wheat varieties are at early to soft dough, BBCH 83-85, and the triticale varieties are at late milk, BBCH 77. Relative maturity is given as physiological grain maturity. Due to re-structuring the silage RVTs, yield data is only presented if there are six site years of data. Beginning in 2023, irrigated and dryland experimental sites were run. Due to limited amounts of irrigated data, only overall provincial yield will be presented until sufficient data is available to populate both dryland and irrigated yield columns. Please see disease tolerance ratings in the triticale and wheat grain tables. Nutritional data is presented on a dry matter basis (%DM). CP = Crude Protein; ADF = Acid Detergent Fibre, NDF = Neutral Detergent Fibre, TDN = total digestible nutrient; Invitro True Digestibility at 30H; VB = designates a varietal blend to preserve the Sm1 orange wheat blossom midge resistance gene. Prior to 2023 a limited number of nutritional parameters were tested; varieties in the tests prior to 2023 do not have a full complement of nutritional data, indicated by NT = not tested. Please see disease tolerance ratings in the wheat and triticale grain tables. Insufficient data to describe: CDC Bandit, WCI Widdicombe (T301), T317. ☉ = PBR Protection under UPOV 78, ☉ = PBR protection under UPOV 91, ☉\* = PBR application filed and subject to provisional protection.

# DRY BEAN – WIDE ROW

Variety	Type	Site Years 2014 - 2025	Overall Yield (% of check)	Days to Bloom <sup>1</sup>	Days to Maturity	TSW <sup>2</sup> (g)	Plant Height (cm)	Lodging <sup>3</sup> (1 - 5)	Growth Habit <sup>4</sup>
<b>Varieties tested in 2025 trials (Yield and agronomic data only directly comparable to the check within each type)</b>									
<b>AC Black Diamond (kg/ha)</b>		<b>3377</b>							
<b>AC Black Diamond</b>	<b>Black Shiny</b>	<b>31</b>	<b>100</b>	<b>58</b>	<b>100</b>	<b>267</b>	<b>33</b>	<b>2.9</b>	<b>II</b>
AAC Black Diamond 2	Black Shiny	24	105	58	0	258	31	2.7	II
CDC Blackstrap ☉	Black Matte	14	98	54	-2	223	29	2.6	II
<b>Island (kg/ha)</b>		<b>3926</b>							
<b>Island</b>	<b>Pinto</b>	<b>31</b>	<b>100</b>	<b>54</b>	<b>94</b>	<b>373</b>	<b>38</b>	<b>3.6</b>	<b>II</b>
AAC Expedition	Pinto	23	76	54	4	397	34	4.2	II
AAC PT600	Pinto	10	89	56	0	379	38	2.9	II
AAC PT601	Pinto	10	90	58	-1	377	37	3.0	II
CDC WM-3 ☉	Pinto	14	94	54	2	362	35	3.2	II
<b>Resolute (kg/ha)</b>		<b>3419</b>							
<b>Resolute</b>	<b>Great Northern</b>	<b>31</b>	<b>100</b>	<b>54</b>	<b>94</b>	<b>359</b>	<b>38</b>	<b>3.3</b>	<b>II</b>
AAC GN963	Great Northern	10	91	53	0	365	41	3.3	II
AAC Whitehorse	Great Northern	31	107	52	-1	376	39	3.4	II
<b>AAC Y073 (kg/ha)</b>		<b>2757</b>							
<b>AAC Y073</b>	<b>Yellow</b>	<b>21</b>	<b>100</b>	<b>52</b>	<b>96</b>	<b>457</b>	<b>31</b>	<b>2.3</b>	<b>I</b>
AAC Y012	Yellow	27	102	52	0	401	32	2.3	I
CDC Sunburst ☉	Yellow	10	103	50	-1	413	25	2.3	I
<b>AAC Cranford (kg/ha)</b>		<b>2843</b>							
<b>AAC Cranford</b>	<b>Cranberry</b>	<b>18</b>	<b>100</b>	<b>54</b>	<b>98</b>	<b>590</b>	<b>34</b>	<b>2.0</b>	<b>I</b>
<b>AC Redbond (kg/ha)</b>		<b>3236</b>							
<b>AC Redbond</b>	<b>Small Red</b>	<b>19</b>	<b>100</b>	<b>53</b>	<b>93</b>	<b>321</b>	<b>34</b>	<b>3.5</b>	<b>II</b>
<b>AAC Shock (kg/ha)</b>		<b>2645</b>							
<b>AAC Shock</b>	<b>Navy</b>	<b>7</b>	<b>100</b>	<b>56</b>	<b>99</b>	<b>181</b>	<b>32</b>	<b>3.0</b>	<b>II</b>
Blast	Navy	7	108	61	2	178	38	3.5	II
<b>Previously tested varieties (Yield and agronomic data only directly comparable to the check within each type)</b>									
<b>AC Black Diamond (kg/ha)</b>		<b>3017</b>							
<b>AC Black Diamond</b>	<b>Black Shiny</b>	<b>40</b>	<b>100</b>	<b>58</b>	<b>101</b>	<b>266</b>	<b>34</b>	<b>2.8</b>	<b>II</b>
CDC Blackcomb	Black Matte	11	79	63	0	179	31	2.3	II
<b>Island (kg/ha)</b>		<b>3758</b>							
<b>Island</b>	<b>Pinto</b>	<b>20</b>	<b>100</b>	<b>54</b>	<b>100</b>	<b>372</b>	<b>39</b>	<b>3.6</b>	<b>II</b>
AAC Burdett	Pinto	9	101	53	-6	357	42	2.6	II
CDC WM-2	Pinto	15	78	54	2	372	37	3.0	II
Medicine Hat ☉	Pinto	12	93	59	4	357	40	2.9	II
Winchester	Pinto	13	85	55	4	340	38	3.0	II
<b>AAC Tundra (kg/ha)</b>		<b>3570</b>							
<b>AAC Tundra</b>	<b>Great Northern</b>	<b>13</b>	<b>100</b>	<b>52</b>	<b>97</b>	<b>349</b>	<b>42</b>	<b>2.9</b>	<b>II</b>
AC Polaris	Great Northern	6	107	62	7	300	37	4.1	II
<b>CDC Sol (kg/ha)</b>		<b>2350</b>							
<b>CDC Sol</b>	<b>Yellow</b>	<b>14</b>	<b>100</b>	<b>55</b>	<b>104</b>	<b>409</b>	<b>33</b>	<b>1.5</b>	<b>I</b>
Myasi	Yellow	9	89	63	6	350	34	2.1	I
<b>Viva (kg/ha)</b>		<b>3137</b>							
<b>Viva</b>	<b>Pink</b>	<b>29</b>	<b>100</b>	<b>54</b>	<b>102</b>	<b>258</b>	<b>34</b>	<b>3.8</b>	<b>III</b>

**Remarks:** New registrations with insufficient data to publish: OAC Sienna (Pinto), Eiger (Great Northern), and CDC Amarilla (Yellow). ☉ = PBR Protection under UPOV 78. ☉ = PBR Protection under UPOV 91. <sup>1</sup>Days to bloom from seeding; <sup>2</sup>Thousand Seed Weight; <sup>3</sup>Lodging: 1 = erect, 5 = flat. <sup>4</sup>Growth Habit: I = determinate bush, II = indeterminate bush, and III = indeterminate prostrate.

# FABA BEAN

Soil Zone:

Variety	Type	Flower Color <sup>1</sup>	Low Vicine/Convicine	Most recent year of RVT testing	Overall Yield	Overall Site Years of Testing	Soil Zone:								Agronomic Characteristics:				
							Brown				Black				Grey Wooded		Maturity (days)	Plant Height (cm)	Thousand Seed Weight (g)
							Brown irrigated Yield (%)	Site Years	Brown Yield (%)	Site Years	Black-short season Yield (%)	Site Years	Black-mid season Yield (%)	Site Years	Grey Wooded Yield (%)	Site Years			
<b>Yield and agronomic data only directly comparable to Fabelle</b>																			
<b>Fabelle (bu/ac)</b>					<b>78</b>		<b>72</b>		<b>64</b>		<b>84</b>		<b>79</b>		<b>72</b>				
<b>Fabelle</b> ☺	<b>Tannin</b>	<b>C</b>	<b>Yes</b>	<b>2025</b>	<b>100</b>	<b>86</b>	<b>100</b>	<b>7</b>	<b>100</b>	<b>6</b>	<b>100</b>	<b>29</b>	<b>100</b>	<b>34</b>	<b>100</b>	<b>10</b>	<b>105</b>	<b>104</b>	<b>533</b>
219-16 ☺	Low Tannin	W	No	2023	85	58	XX	3	XX	5	87	22	80	20	83	8	106	94	328
CDC 1089 ☺	Low Tannin	W	Yes	2025	97	17	XX	4	XX	1	XX	4	95	6	XX	2	106	96	375
CDC 1142 ☺	Low Tannin	W	Yes	2025	85	17	XX	4	XX	1	XX	5	XX	5	XX	2	107	90	341
CDC 1310 ☺	Low Tannin	W	Yes	2025	93	17	XX	4	XX	1	XX	4	94	6	XX	2	106	99	341
Dosis ☺*	Tannin	C	Yes	2025	92	27	XX	4	XX	1	99	9	89	10	XX	3	103	106	521
Futura ☺*	Tannin	C	Yes	2025	103	28	XX	5	XX	1	106	9	101	10	XX	3	106	107	530
Hammer ☺*	Tannin	C	Yes	2025	105	20	XX	4	XX	1	XX	5	103	8	XX	2	106	102	536
Juno ☺*	Low Tannin	W	Yes	2025	92	15	XX	4	XX	1	XX	4	XX	4	XX	2	108	96	423
Navi ☺	Low Tannin	W	Yes	2025	90	17	XX	4	XX	1	XX	5	XX	5	XX	2	111	94	401
Snowbird	Low Tannin	W	No	2022	90	51	XX	2	XX	5	91	18	91	19	85	7	104	95	448
Victus ☺	Tannin	C	Yes	2024	99	24	XX	3	XX	0	98	8	95	9	XX	4	105	101	444
<b>Previously tested varieties: 2013-2015 (Yield and agronomic data only directly comparable to Snowbird)</b>																			
<b>Snowbird (bu/ac)</b>					<b>84</b>														
<b>Snowbird</b>	<b>Low Tannin</b>	<b>W</b>	<b>No</b>	<b>2015</b>	<b>100</b>	<b>82</b>	<b>NA</b>	<b>NA</b>	<b>NA</b>	<b>NA</b>	<b>NA</b>	<b>NA</b>	<b>NA</b>	<b>NA</b>	<b>NA</b>	<b>NA</b>	<b>103</b>	<b>89</b>	<b>478</b>
CDC Snowdrop	Low Tannin	W	No	2015	88	23	NA	NA	NA	NA	NA	NA	NA	NA	NA	NA	103	87	351

Remarks: All colored flower types have seed coats that contain tannins and may be suitable for export food markets if seed size and quality match customer demand. Varieties tested for a minimum of three years are considered fully tested. XX = Insufficient data. NA = data is not available. ☺ = PBR protection under UPOV 91 and ☺\* = PBR application filed and subject to provisional protection. <sup>1</sup>Flower Colour: W = white flower, low tannin; C = colored flower, tannin.

# LENTILS

Market Class	Variety	Most Recent Year of RVT Testing	Overall Yield	Overall Site Years of Testing	Soil Zone:				Agronomic Characteristics:				Disease Tolerance: <sup>6</sup>		
					Brown		Black		TSW <sup>2</sup> (g)	Plant Height (cm)	Maturity Rating <sup>3</sup>	Coty-ledon Colour <sup>4</sup>	Seed Coat Colour <sup>5</sup>	Ascochyta	Anthrac-nose Race 1
					Yield (%)	Site Years	Yield (%)	Site Years							
<b>Yield and agronomic data only directly comparable to CDC Maxim (CL)</b>															
	<b>CDC Maxim (CL) (bu/ac)</b>		<b>37</b>		<b>34</b>		<b>44</b>								
<b>Small Red</b>	<b>CDC Maxim (CL)<sup>1</sup></b>	<b>2025</b>	<b>100</b>	<b>49</b>	<b>100</b>	<b>38</b>	<b>100</b>	<b>11</b>	<b>40</b>	<b>34</b>	<b>E/M</b>	<b>R</b>	<b>GR</b>	<b>MR</b>	<b>MR</b>
Small Green	CDC 6964 (CL) <sup>Ⓢ</sup> * <b>VUA</b>	2025	106	12	104	9	XX	3	34	36	E/M	Y	G	<b>MR</b>	<b>MR</b>
Large Green	CDC 7757 (CL) <sup>Ⓢ</sup> * <b>VUA</b>	2025	98	8	102	6	XX	2	64	36	M/L	Y	G	<b>MR</b>	<b>MR</b>
	CDC Grimm (CL) <sup>Ⓢ</sup>	2022	100	11	95	9	XX	2	75	40	M/L	Y	G	<b>MR</b>	<b>MR</b>
	CDC Lima (CL) <sup>Ⓢ</sup>	2022	94	34	98	26	82	8	74	35	M/L	Y	G	<b>MR</b>	<b>S</b>
Small Green	CDC Jimini (CL) <sup>Ⓢ</sup>	2022	106	17	107	15	XX	2	38	36	E/M	Y	G	<b>MR</b>	<b>MR</b>
Small Red	CDC Impulse (CL) <sup>Ⓢ</sup>	2022	113	16	118	8	108	8	44	37	E/M	R	GR	<b>MR</b>	<b>MR</b>
	CDC Nimble (CL) <sup>Ⓢ</sup>	2025	116	21	114	14	119	7	38	35	E/M	R	GR	<b>MR</b>	<b>MR</b>
	CDC Proclaim (CL) <sup>Ⓢ</sup>	2023	112	19	116	10	108	9	40	34	E/M	R	GR	<b>MR</b>	<b>MR</b>
	CDC Simmie (CL) <sup>Ⓢ</sup>	2023	108	19	109	13	107	6	39	34	E/M	R	GR	<b>MR</b>	<b>MR</b>
	Rougeaux (CL) <sup>Ⓢ</sup> * <b>VUA</b>	2025	113	10	114	8	XX	2	42	39	E/M	R	GR	<b>MR</b>	<b>MR</b>

**Remarks:** Weight, diameter and thickness of lentil seeds were dependent upon environmental conditions and agronomic factors. CL<sup>®</sup> = Clearfield<sup>®</sup> variety. <sup>Ⓢ</sup> = PBR protection under UPOV 91, and <sup>Ⓢ</sup>\* = PBR application filed and subject to provisional protection. **VUA** = Variety Use Agreement applied (<http://seeds-canada.ca/variety-use-agreement/>). XX = Insufficient data, minimum requirement for a variety is 6 site years and 2 years of testing. Due to limited regional variety trial data, registration yield data from Alberta sites beginning in 2015, has been included to increase the number of site-years. New registration with insufficient data to describe: CDC 7358 (CL). <sup>1</sup>Yields are reported relative to CDC Maxim (CL). CDC Maxim belongs to Small Red Market Class. <sup>2</sup>Thousand Seed Weight. <sup>3</sup>Maturity: E = Early, M = Medium, L = Late. <sup>4</sup>Cotyledon Color: R = Red, Y = Yellow; <sup>5</sup>Seed Coat Color/Patterns: G=Green, GR=Grey. <sup>6</sup>Disease tolerance to Ascochyta and Anthracnose - Race 1 (note: there is no genetic resistance to Race 0); S = Susceptible, MR = Moderately Resistant.

# FIELD PEA – GREEN

Variety	Most Recent Year of RVT Testing	Overall Yield	Overall Site Years of Testing	Soil Zone:									
				Brown-irrigated		Brown		Black-Short		Black-mid		Grey Wooded	
				Yield (%)	Site Years	Yield (%)	Site Years	Yield (%)	Site Years	Yield (%)	Site Years	Yield (%)	Site Years
<b>Yield data only directly comparable to CDC Limerick</b>													
<b>CDC Limerick (bu/ac)</b>		<b>67</b>		<b>71</b>		<b>53</b>		<b>80</b>		<b>63</b>		<b>67</b>	
<b>CDC Limerick</b>	<b>2025</b>	<b>100</b>	<b>91</b>	<b>100</b>	<b>8</b>	<b>100</b>	<b>13</b>	<b>100</b>	<b>23</b>	<b>100</b>	<b>30</b>	<b>100</b>	<b>17</b>
CDC Forest ☹	2023	108	56	XX	5	110	7	110	13	106	18	111	13
CDC Huskie ☹	2025	113	40	XX	5	116	6	113	11	115	12	110	6
CDC Rider ☹	2024	108	42	XX	4	XX	5	107	11	107	14	112	8
Garde	2022	97	27	XX	2	XX	4	99	6	98	9	96	6

Remarks: All the green pea varieties listed in the table are Powdery Mildew resistant. ☹ = PBR protection under UPOV 91. XX = Insufficient data, minimum requirement for a variety is 6 site years and 2 years of testing.

# FIELD PEA – YELLOW

Variety	Most Recent Year of RVT Testing	Overall Yield	Overall Site Years of Testing	Soil Zone:									
				Brown - irrigated		Brown		Black-short		Black-mid		Grey Wooded	
				Yield (%)	Site Years	Yield (%)	Site Years	Yield (%)	Site Years	Yield (%)	Site Years	Yield (%)	Site Years
<b>Yield data only directly comparable to CDC Amarillo</b>													
<b>CDC Amarillo (bu/ac)</b>		<b>74</b>		<b>83</b>		<b>63</b>		<b>83</b>		<b>70</b>		<b>75</b>	
<b>CDC Amarillo</b>	<b>2025</b>	<b>100</b>	<b>105</b>	<b>100</b>	<b>6</b>	<b>100</b>	<b>13</b>	<b>100</b>	<b>27</b>	<b>100</b>	<b>44</b>	<b>100</b>	<b>15</b>
AAC Aberdeen ☹	2022	103	27	XX	1	XX	1	100	9	102	11	XX	5
AAC Ardill	2024	103	54	XX	3	106	6	107	14	103	21	98	10
AAC Barrhead ☹	2023	99	58	XX	3	91	7	100	14	98	23	104	11
AAC Beyond ☹	2023	101	27	XX	1	XX	1	100	8	103	12	XX	5
AAC Carver ☹	2023	104	50	XX	3	99	7	102	11	104	20	110	9
AAC Chrome ☹	2019	109	21	XX	1	XX	2	XX	5	108	8	XX	5
AAC Delhi ☹	2021	104	29	XX	1	XX	4	106	8	101	11	XX	5
AAC Harrison ☹*	2025	100	29	XX	3	XX	4	97	7	97	11	XX	4
AAC Julius ☹	2023	101	27	XX	1	XX	1	101	8	103	12	XX	5
AAC Lacombe ☹	2021	101	51	XX	2	95	6	101	14	101	21	106	8
AAC McMurphy ☹	2025	103	38	XX	3	XX	5	103	9	105	15	98	6
AAC Planet ☹	2024	104	25	XX	2	XX	2	105	6	105	10	XX	5
AAC Profit ☹	2022	106	29	XX	2	XX	5	111	7	106	11	XX	4
Boost ☹	2025	105	46	XX	4	109	6	100	11	104	18	103	7
Caphorn ☹	2024	101	32	XX	2	XX	3	97	8	103	14	XX	5
CDC 5791 ☹ vUA	2025	110	38	XX	3	XX	5	106	9	111	15	106	6
CDC 5845 ☹ vUA	2025	105	38	XX	3	XX	5	103	9	107	15	101	6
CDC Boundless ☹	2025	105	30	XX	3	XX	5	107	7	106	11	XX	4
CDC Canary ☹	2023	103	58	XX	3	95	7	104	14	105	23	104	13
CDC Citrine ☹	2024	106	25	XX	2	XX	2	109	6	104	10	XX	3
CDC Engage ☹	2025	104	30	XX	3	XX	5	103	7	107	11	XX	4
CDC Hickie ☹	2024	101	25	XX	2	XX	2	105	6	101	10	XX	3
CDC Lewochko ☹	2023	103	58	XX	3	98	7	104	14	104	23	103	11
CDC Spectrum ☹	2023	103	68	XX	3	94	7	105	18	104	29	105	11
CDC Tollefson ☹	2024	105	25	XX	2	XX	2	108	6	106	10	XX	5
LN4228 ☹	2025	98	68	XX	5	101	9	99	17	94	25	93	12
ProStar ☹	2025	104	46	XX	4	114	6	99	11	104	18	102	7

Remarks: All the yellow pea varieties listed in the table are Powdery Mildew resistant. ☹ = PBR Protection under UPOV 78, ☹ = PBR protection under UPOV 91, and ☹\* = PBR application filed and subject to provisional protection, and vUA = Variety Use Agreement applied (<http://seeds-canada.ca/variety-use-agreement/>). XX = Insufficient data, minimum requirement for a variety is 6 site years and 2 years of testing. New registrations with insufficient data to describe: CDC Canuck (CDC 6471-2), LAP23-0017.

## FIELD PEA – GREEN – CONTINUED

Variety	Agronomic Characteristics:					Disease Tolerance:			Tolerance to:	
	Protein (%)	Maturity Rating <sup>1</sup>	Vine Length (cm)	TSW <sup>2</sup> (g)	Standability <sup>3</sup> (1-9)	Mycosphaerella Blight <sup>4</sup>	Fusarium Root Rot <sup>5</sup>	Bleaching <sup>6</sup>	Seed Coat Breakage <sup>6</sup>	Seed Coat Dimpling <sup>7</sup>
Agronomic data only directly comparable to CDC Limerick										
<b>CDC Limerick</b>	<b>25.5</b>	<b>M</b>	<b>85</b>	<b>210</b>	<b>3.3</b>	<b>3.8</b>	<b>I</b>	<b>G</b>	<b>G</b>	<b>G</b>
CDC Forest ☺	-1.8	M	85	230	3.2	3.8	I	F	G	G
CDC Huskie ☺	-2.7	M	85	220	3.0	3.4	MR	G	G	G
CDC Rider ☺	-2.2	M	85	230	2.8	3.6	MR	G	G	G
Garde	NA	NA	NA	NA	NA	NA	NA	NA	NA	NA

**Remarks:** All the green pea varieties listed in the table are Powdery Mildew resistant. ☺ = PBR protection under UPOV 91. <sup>1</sup>Maturity: E = Early, M = Medium, L = Late. <sup>2</sup>Thousand Seed Weight, g. <sup>3</sup>Standability: 1 = Erect, 9 = Flat. <sup>4</sup>Mycosphaerella blight score (1-9) 1 = no disease, 9 = completely blighted. <sup>5</sup>Fusarium Root Rot: I = Intermediate, MR = Moderately Resistant. <sup>6</sup>Tolerance to Bleaching and Seed Coat Breakage: P = Poor, F = Fair, G = Good, VG = Very Good. <sup>7</sup>Seed Coat Dimpling: VG = Very Good (0 - 5%), G = Good (6 - 20%), F = Fair (21 - 50%). NA = data is not available.

## FIELD PEA – YELLOW – CONTINUED

Variety	Agronomic Characteristics:					Disease Tolerance:		Tolerance to:		Green Seed Coat <sup>8</sup>
	Protein (%)	Maturity Rating <sup>1</sup>	Vine Length (cm)	TSW <sup>2</sup> (g)	Standability <sup>3</sup> (1-9)	Mycosphaerella Blight <sup>4</sup>	Fusarium Root Rot <sup>5</sup>	Seed Coat Breakage <sup>6</sup>	Seed Coat Dimpling <sup>7</sup>	
Agronomic data only directly comparable to CDC Amarillo										
<b>CDC Amarillo</b>	<b>23.7</b>	<b>M</b>	<b>85</b>	<b>230</b>	<b>2.9</b>	<b>3.8</b>	<b>MR</b>	<b>F</b>	<b>F</b>	<b>G</b>
AAC Aberdeen ☺	-1.0	M	85	250	3.1	3.5	I	F	F	G
AAC Ardill	-1.3	M	85	230	3.7	4.0	MR	G	G	G
AAC Barrhead ☺	-1.6	E	86	236	3.0	4.8	I	G	G	NA
AAC Beyond ☺	-0.1	E	80	220	3.8	4.2	MR	F	F	G
AAC Carver ☺	-1.5	E	85	240	3.5	4.3	I	G	F	G
AAC Chrome ☺	-1.2	M	75	240	3.6	3.8	I	G	G	G
AAC Delhi ☺	0.7	M	80	290	3.3	4.3	I	G	F	F
AAC Harrison ☺*	0.4	M	90	240	2.7	4.1	MR	G	G	G
AAC Julius ☺	0.4	E	85	210	3.3	4.1	MR	G	G	G
AAC Lacombe ☺	-0.7	M	85	250	2.7	4.3	I	F	F	F
AAC McMurphy ☺	0.9	M	85	250	3.0	4.3	MR	G	F	G
AAC Planet ☺	1.2	M	90	220	2.6	3.8	MR	G	F	G
AAC Profit ☺	0.3	M	90	230	3.2	3.7	I	F	G	G
Boost ☺	0.8	M	90	230	3.8	4.2	MR	G	G	G
Caphorn ☺	1.6	M	80	260	3.5	4.3	MR	F	G	G
CDC 5791 ☺ <b>VUA</b>	0.9	M	90	250	3.2	3.7	MR	G	G	G
CDC 5845 ☺ <b>VUA</b>	0.4	M	90	240	3.1	3.9	MR	G	G	G
CDC Boundless ☺	0.5	M	90	230	2.8	3.7	MR	G	G	G
CDC Canary ☺	-0.2	E	85	230	3.1	4.2	I	G	F	F
CDC Citrine ☺	0.0	M	85	220	3.2	3.6	MR	G	G	G
CDC Engage ☺	0.6	M	85	240	3.2	3.8	I	G	G	G
CDC Hickie ☺	0.6	M	85	230	2.8	3.8	MR	G	G	G
CDC Lewochko ☺	0.8	M	90	230	2.8	3.6	I	G	G	G
CDC Spectrum ☺	0.3	M	85	240	3.0	3.6	I	G	G	F
CDC Tollefson ☺	-0.1	M	90	240	2.8	3.7	MR	G	G	G
LN4228 ☺	0.4	M	77	257	2.6	4.8	I	F	F	G
ProStar ☺	1.0	M	80	250	3.7	4.1	MR	G	G	G

**Remarks:** All the yellow pea varieties listed in the table are Powdery Mildew resistant. ☺ = PBR Protection under UPOV 78, ☺ = PBR protection under UPOV 91, and ☺\* = PBR application filed and subject to provisional protection, and **VUA** = Variety Use Agreement applied (<http://seeds-canada.ca/variety-use-agreement/>). New registrations with insufficient data to describe: CDC Canuck (CDC 6471-2), LAP23-0017. <sup>1</sup>Maturity: E = early, M = medium, L = Late. <sup>2</sup>Thousand Seed Weight: g. <sup>3</sup>Standability: 1 = erect, 9 = flat. <sup>4</sup>Mycosphaerella blight score (1-9) 1 = no disease, 9 = completely blighted. <sup>5</sup>Fusarium Root Rot: I = Intermediate, MR = Moderately Resistant. <sup>6</sup>Tolerance to Seed Coat Breakage: P = poor, F = fair, G = good, VG = very good. <sup>7</sup>Seed Coat Dimpling: VG = very good (0 - 5%), G = good (6 - 20%), F = fair (21-50%). <sup>8</sup>Green Seed Coat: G = good (0 - 10%), F = fair (11 - 25%).